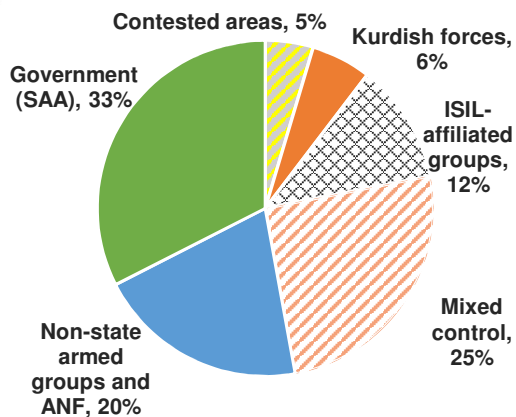
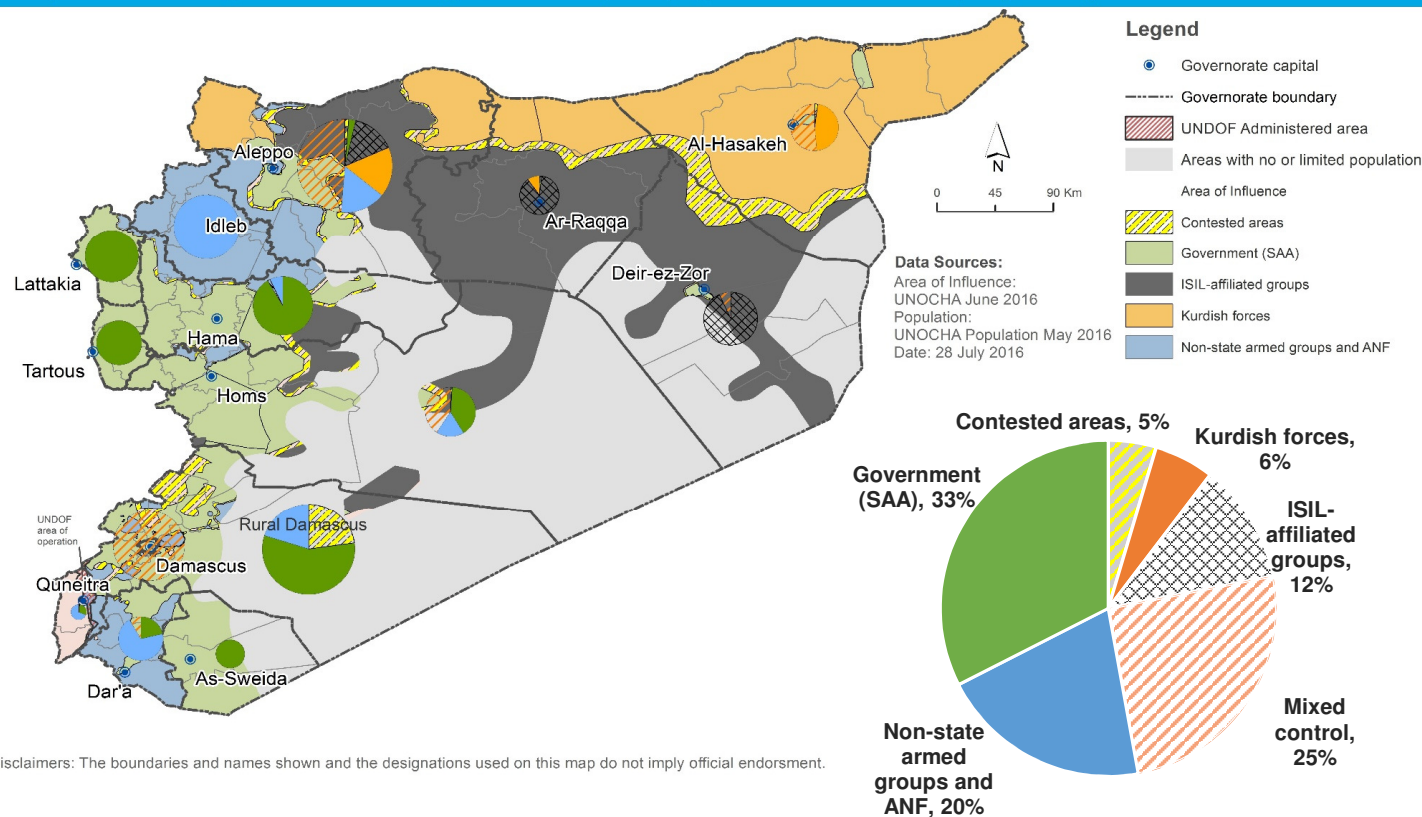


Syrian Arab Republic: School-age children (5-17) by Area of Influence (May 2016)



Highlights for Syria:

Based on the areas of influence map, over 650,000 children are estimated to be in areas under the control of ISIL, while 1.4 million are in areas controlled by non-state actors and the Al-Nusra Front (ANF).

The estimated number of children out of school in Syria is 2.1 million. There was a marked increase in this number between the 2013/14 and 2014/15 school year due to the displacement of children inside Syria, as well as a decrease of 12% in enrolment (from 3.7 to 3.2 million). New enrollment data for the academic year 2015/16 is currently under review.

Children travelled great distances and crossed active lines in order to attend exam centres and sit final exams held during May and June. According to the Ministry of Education, some 416,741 students (293,834 Grade 9 students and 122,907 Grade 12 students) have taken their certificate examinations between 30th May and 15th June 2016 across the country. Of these, an estimated 34,291 children, comprising 23,690 Grade 9 students and 10,601 Grade 12 students were from besieged and hard-to-reach areas.

The Self-Learning Programme (SLP) is a programme designed to reach out-of-school children with limited or no access to schooling. The SLP allows children to continue learning at home or in community spaces through a comprehensive self-study course based on the Syrian national curriculum. The SLP is a Whole of Syria education sector flagship programme and was scaled-up country-wide during 2016, reaching 48,020 children, including 26,000 children in besieged and 17,130 in hard-to-reach locations as of May 2016.

Disclaimers: The boundaries and names shown and the designations used on this map do not imply official endorsement.

Syrian children - Overview						
Country	Estimated # of school-age children (5-17) ¹		# of school-age children enrolled ²		# of school-age children out of school ³	
	2013/14	2014/15	2013/14	2014/15	2013/14	2014/15
Syria	5.7 million	5.4 million	3.7 million	3.2 million	2 million 35%	2.1 million 40%
Host countries	0.7 million	1.0 million	0.3 million	0.5 million	0.5 million 62%	0.6 million 55%
Total	6.4 million	6.4 million	4 million	3.7 million	2.5 million 38%	2.7 million 42%

School-age children by Area of Influence	
Contested areas	262,000
Government (SAA)	1,850,000
ISIL-affiliated groups	655,000
Kurdish forces	330,000
Mixed control ⁴	1,440,000
Non-state armed groups and ANF	1,160,000

General: Sum of numbers in table might not add up due to rounding.

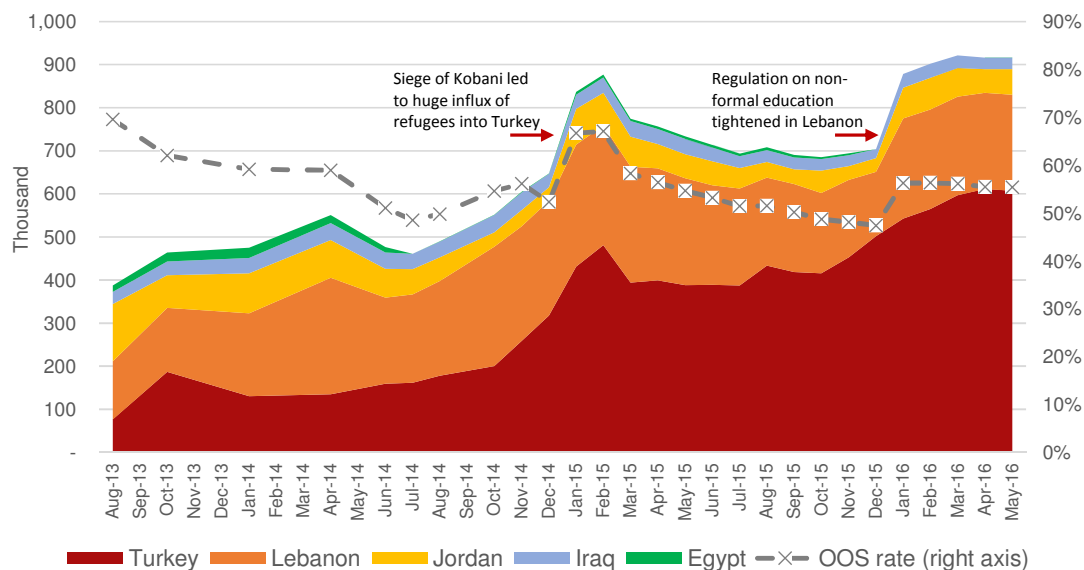
1. Average of population estimations using data from UN Population Division (UNPD), Syria 2011 Statistical Year Book, Syria 2004 Census and Population projections of the U.S. Census Bureau. These estimates are for one month after the beginning of 2013/14 and 2014/15 school years (Oct). Registered refugee children population in Oct. 2013 and 2014 respectively are subtracted from the total estimated population. Host countries data for 2013/14 is for Oct. 2013 and 2014/15 for Oct. 2014.

2. For 2013/14 and 2014/15 in Syria: Data refers to students in pre-school, basic, general secondary and vocational secondary in 12 out of 14 Governorates. Data from Ar Raqqa and Deir-ez-Zor is not available. All data is from MoE/EMIS. For 2014/15, 25% of children in non-reported areas are assumed to be enrolled in school. If no additional enrolment is assumed, the number of OOSC in Syria rises to 2.3 million.

3. The figure is calculated using data from MoE/EMIS, UNHCR, UNPD, Syria 2011 Statistical Year Book, Syria 2004 Census and Population projection of the U.S. Census Bureau, subtracting enrolled children from total estimated population.

4. Mixed control implies those persons living in communities where various groups influence the area within the geographic boundary of the community.

Graph 1: Syrian out-of-school children number and rate in five host countries (coloured areas represent numbers stacked by country and the line with markers the rate)



Highlights for the five host countries:

As of May 2016 there were 1,655,184 registered school-age Syrian refugee children in the five host countries. 916,660 or 55% of these children were identified as out-of-school.

Regionally there has been a 30% increase in out-of-school children from December 2015 (703,758) to May 2016 (916,660). This is a result of the dramatic growth of the refugee population in Turkey and the change in NFE regulations in Lebanon.

The influx of Syrian refugees due to the siege of Kobani (Syria) in September 2014 has increased demand on the provision of education in Turkey. Turkey's out-of-school refugee children swelled from 183,085 in September 2014 to 607,163 in May 2016. Turkey now has double the number of out-of-school refugee children of all other host countries combined.

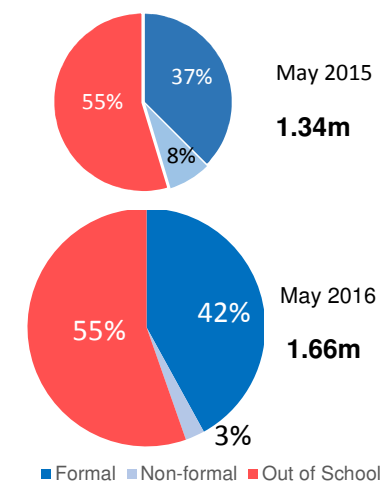
As of May 2016, Syrian refugee children enrolled in non-formal education (NFE) represented only 3% of the total refugee school-age children across the five host countries. Since December 2015, the regional NFE enrolment has declined by 6 percentage points mainly due to the tightening NFE regulations in Lebanon.

The relative ratio of host children to Syrian refugee children varies greatly by country with estimates from 623:1 in Egypt to 2.3:1 in Lebanon.

Education snapshot, May 2016 (May 2015 in parenthesis)						
Country	Registered Syrian refugees	Registered school-age refugee children (5-17 yrs)				Out of school # and %
		Total ⁵	in formal education ⁶	in non-formal education ⁶		
Turkey	2,744,915 (1,759,846)	941,506 (601,867)	323,596 (210,648)	10,747 (2,822)	607,163 (388,397)	64% (65%)
Lebanon	1,048,275 (1,183,786)	381,572 (408,406)	152,280 (102,795)	5,805 (57,533)	223,487 (248,078)	59% (61%)
Jordan	650,959 (627,287)	230,133 (218,296)	145,534 (129,354)	25,583 (33,220)	59,016 (55,722)	26% (26%)
Iraq	247,339 (248,367)	64,308 (73,020)	35,754 (31,196)	1,560 (5,990)	26,994 (35,834)	42% (49%)
Egypt	117,702 (134,324)	37,665 (41,506)	37,645 (29,431)	20 (6,000)	- (6,075)	0% (15%)
Totals	4,809,190 (3,953,610)	1,655,184 (1,343,095)	694,809 (503,424)	43,715 (105,565)	916,660 (734,106)	55% (55%)

Host country and refugee snapshot						
Country	# of children (5-17 yrs)			% of children out of school		
	Host ⁷	Refugees	Host to refugee ratio	Host (5-14 yrs) ⁷	Refugees (5-17 yrs)	Host to refugee diff.
Turkey	16,461,536	941,506	17.5	13.4%	64%	51%
Lebanon	871,907	381,572	2.3	9.3%	59%	49%
Jordan	1,978,728	230,133	8.6	5.1%	26%	21%
Iraq	11,810,323	64,308	184	20.4%	42%	22%
Egypt	23,464,547	37,665	623	10.9%	0%	-11%
Totals	54,587,041	1,655,184	33	--	--	--

Graph 2: Syrian children's access to education in five host countries



5. School-age children calculated using UNHCR registration as of May 2016. As of 6 May 2015, UNHCR Lebanon has temporarily suspended new registration as per Government of Lebanon's instructions. Accordingly, individuals awaiting to be registered are no longer included.

6. All data May 2016. For formal education: Data from 3RP monthly update for Turkey, Lebanon, Jordan, Iraq, Egypt. For non-formal education: Data from 3RP monthly update for all countries. In Egypt 7,033 children were reported in non-formal education in the 3RP monthly update. Given close-to-full coverage of formal education, children enrolled in formal and non-formal are only reported as part of formal education. Lebanon data covers only UNICEF and UNHCR programming starting January 2016.

7. UNPD data for population aged 5-17 retrieved Aug. 2016. OOS rate from OOSCI Country Reports, except Lebanon. Lebanon from OOSCI Regional Report. OOS rate for host countries is for 5-14 years old group.